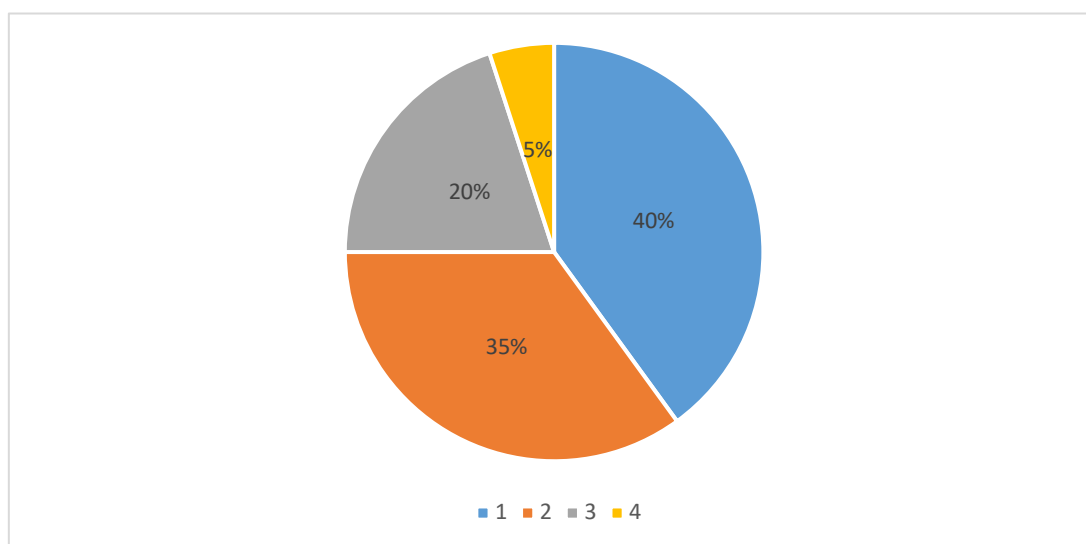


## ALUMNI FEEDBACK REPORT 2017-2022

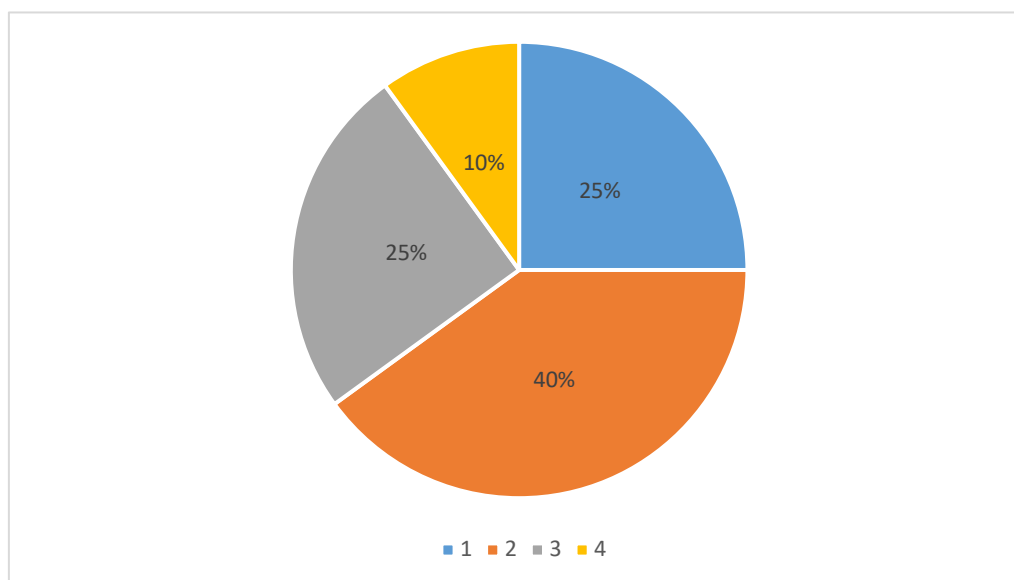
The Alumni were asked to provide feedback on a few given criteria. The responses are as follows:

1. Learning Value (in terms of skills, concept knowledge and analytical abilities or broadening perspective)  
40% of the respondents ranked the syllabus as excellent, 35% ranked it as very good, 20% ranked as good, and 5% ranked as average.



\*1. Excellent    2. Very Good    3. Good    4. Average

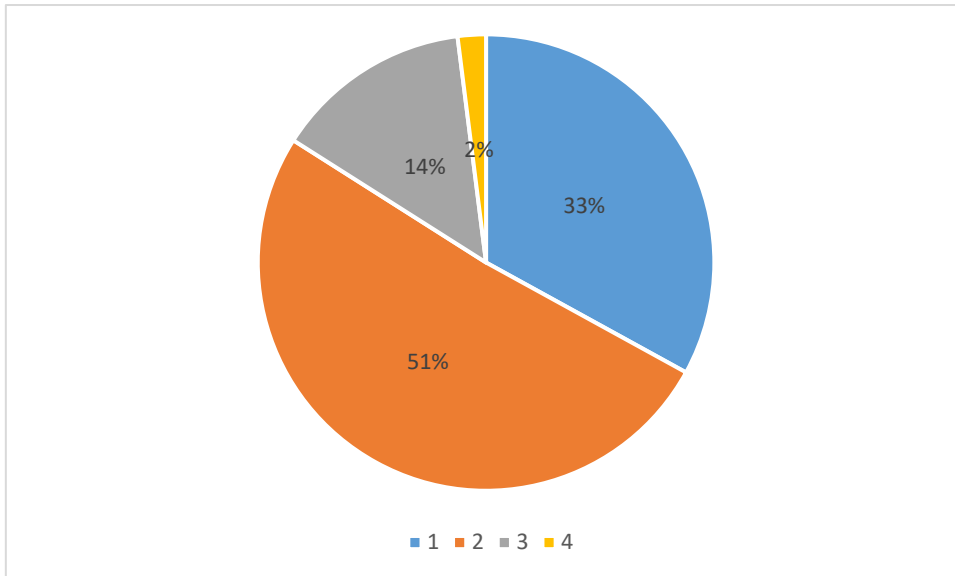
2. Applicability/Relevance to real life situations:  
25% of the respondents ranked the syllabus as excellent, 40% ranked it as very good, 25% ranked as good, and 10% ranked as average.



\*1. Excellent    2. Very Good    3. Good    4. Average

3. Depth of the course content:

33% of the respondents ranked the syllabus as excellent, 51% ranked it as very good, 14% ranked as good, and 2% ranked as average



\*1. Excellent    2. Very Good    3. Good    4. Average